



<http://ltg.oucs.ox.ac.uk/wiki/oxcllc>  
<http://oxcllc.oucs.ox.ac.uk/>



# OxCLLC



# CONTENTS

- **Project Summary**
  - Introduction
  - OxCLIC Model
  - OxCLIC Workflow
  - Metadata
  - Filename Convention
- **Cataloguing Stage**
- **Delivery Stage**
  - MDID Tools
  - MDID Presentation
  - MDID Administration
  - Delivery Stage Workflow
- **Appendix**
  - Image Storage Requirements
  - Contact Details

# PROJECT SUMMARY

OxCLIC is an ongoing image management project concerned with the practical use of digital images in teaching within the University of Oxford, focusing on slide collections held by the Department of the History of Art and the faculties of Classics, Archaeology and Oriental Studies.

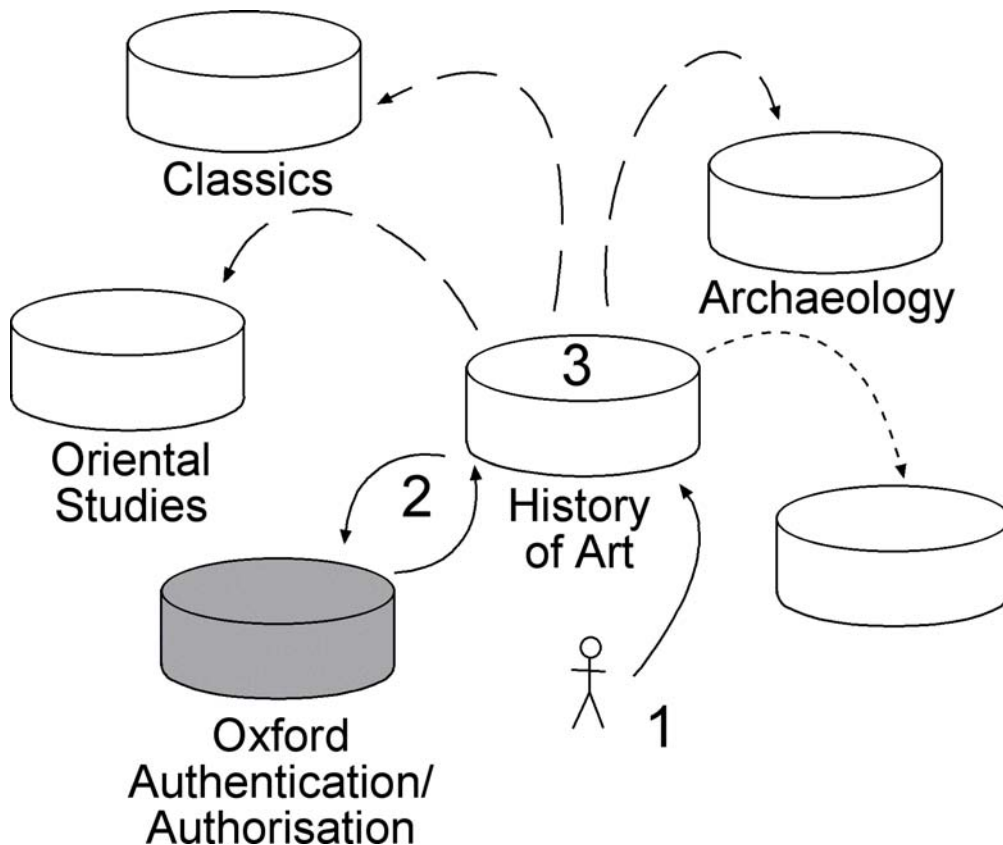
*The system will incorporate mechanisms for image management, search and retrieval across multiple collections. The system will store images and their metadata in a number of implementations distributed across departments. Furthermore, the chosen delivery system will allow dynamic presentation in the classroom.*

- Currently the project is preparing local collections for inclusion in the system, together with digitisation of existing slides as required, and installing and testing the developed systems with slide collections and catalogue information from History of Art, Classics, Archaeology, Oriental Studies, Chemistry, and OUCS.

The project has been:

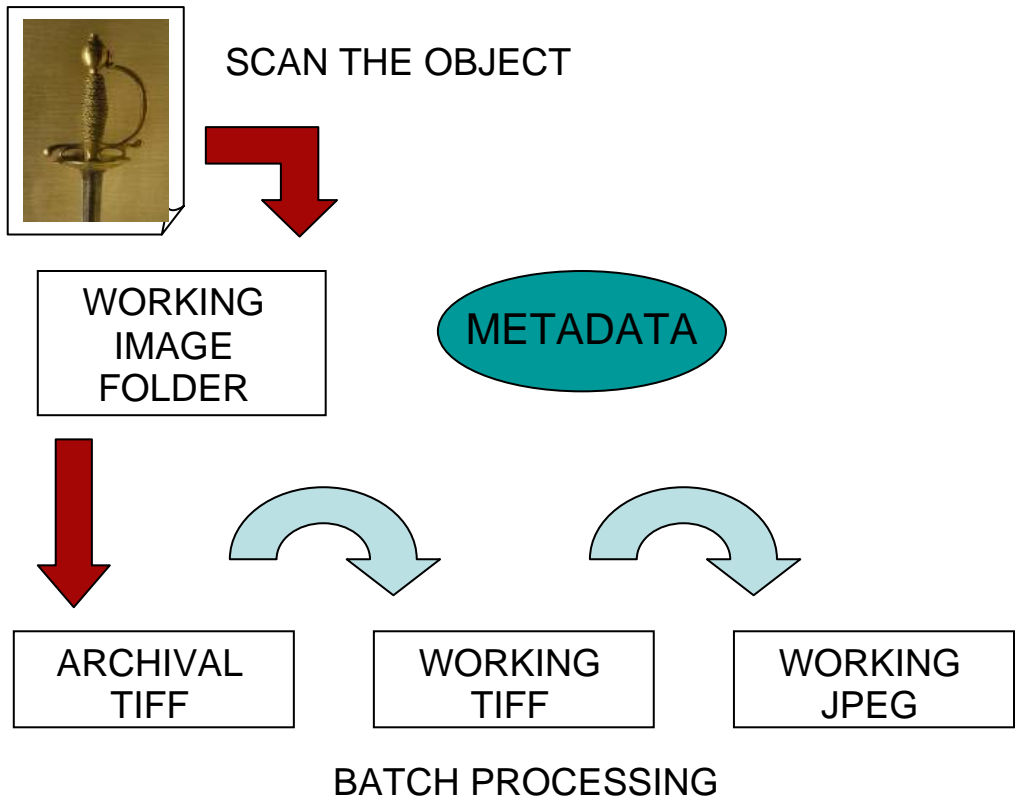
- Researching suitable software systems.
- Gathering user requirements across departments.
- Selecting suitable test systems.
- Refining the chosen systems as necessary to fulfil local requirements.
- Establishing guidelines through the definition of workflows for adding content to local systems at adequate quality and with useful metadata.

## OXCLIC MODEL

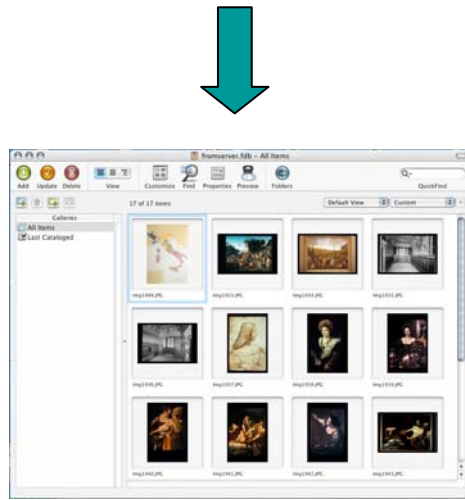


- 1 User enters via local collection.
- 2 Local collection seeks authorisation from existing Oxford systems.
- 3 Local collection searches multiple collections, based on user info from 2.

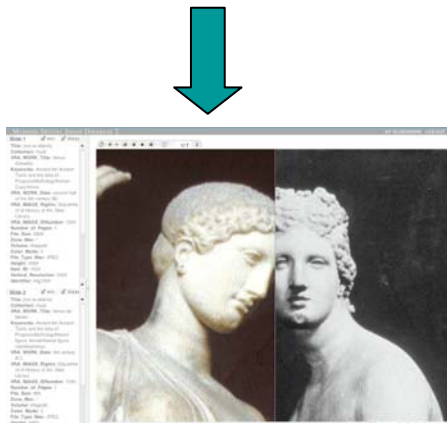
DIGITAL IMAGE CAPTURE



CATALOGUING STAGE



DELIVERY STAGE



## METADATA

*The adoption of a clear base metadata convention across the collections is needed to make cross platform indexing possible, to interact with similar collections and to contain a standardised set of useful contextual data for the digital image.*

**Metadata improves the management and retrieval of data, allowing for cross-searching and re-use across multiple departments, institutions and systems.**

*The OxCLIC project proposes to develop a custom scheme (Title, Summary, Description) based upon user requirements that are compatible with:*

- **Dublin Core 15 Fields** (Title, Subject, Creator, Description, Id etc.) - A simplistic set of metadata terms that are adequate for describing digital resources. We will be exposing information about images in the OXCLIC system as Dublin Core compatible data as it is the most commonly used metadata standard.
- **VRA** - a set of metadata terms specifically designed for describing images and works of art. A VRA record is divided into a description of a work (that is, an object, person or place) and an image (a slide, photo or a digital image that is a representation of a work).

The project has also explored the MODS and MARC schemas for using metadata.

Using a recommended cataloguing system (Extensis Portfolio) the user can add fields (department, copyright, etc.) automatically to reduce redundancy and streamline data entry of collections. The cataloguing system also allows the creation of custom metadata fields (inputting the common VRA fields for example) for individual collections needs, which can also be saved as a template file to ensure all collection entries use the correct fields.

## FILE NAMES

A definite need to adopt a file naming convention was identified for ease of cataloguing, sustainability of images and ease of management. Each department would be given a unique alphabetical abbreviation (to differentiate the origin of collections and ensure no confusion of where images belong, based on an established University code: <http://www.oucs.ox.ac.uk/network/wins/unitcodes/index.xml.ID=name>) followed by a common convention to distinguish between multiple collections (an arbitrary alphabetical code allowing for 676 unique projects per department). A similar scheme to the Oxford Digital Library was suggested.

**Dept\_project\_idnumber\_deliveryformat** (12 character ID)

- arth\_aa0001a – History of Art archival TIFF (from the first collection)
- arth\_ab0001a – History of Art archival TIFF (from the second collection)
- arth\_ba0001a – History of Art archival TIFF (from the twenty-seventh collection)
- arch\_aa0002w - Archaeology working TIFF
- clas\_aa0003w - Classics work JPEG
- fost\_aa0004p - Oriental Studies presentation JPEG

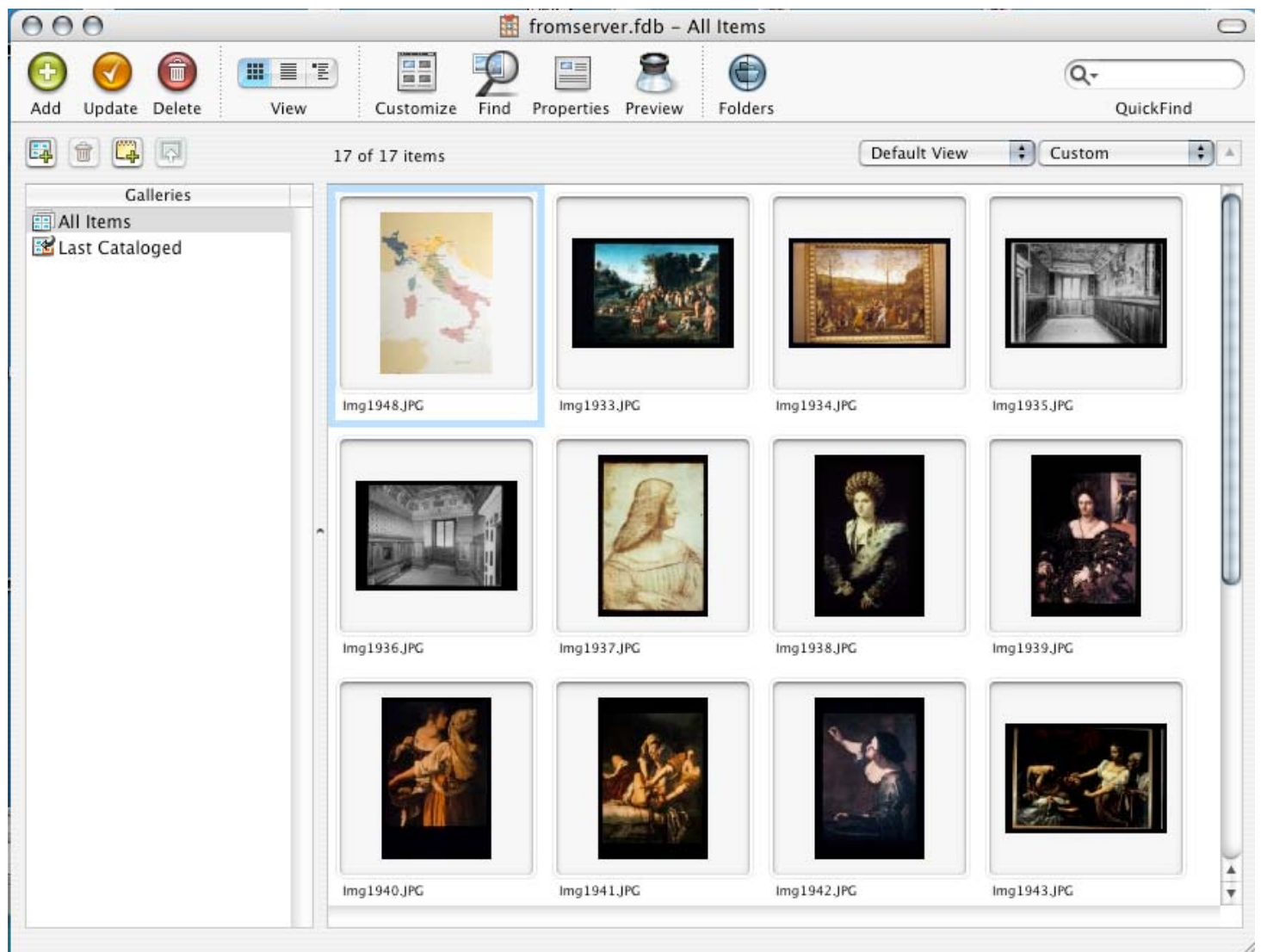
# CATALOGUING STAGE

*It was vital to identify a suitable offline cataloguing system; Extensis Portfolio 8 ([http://www.extensis.com/en/products/asset\\_management/](http://www.extensis.com/en/products/asset_management/)) was suggested as a suitable system because its use in three of the departments is sustainable and is itself valuable at the department level.*

Portfolio is a mature image database system that has an extensive development history and is used as an image management system by a large proportion of commercial and educational bodies.

Individual or multiple images can be inputted into the database, along with the insertion of preset metadata within this process. Furthermore, metadata can be individually or collectively edited once the images are within the database.

The completed metadata can be exported into a common file format (containing the data for the image based upon its unique filename) which can then be imported into the delivery system.



## DELIVERY STAGE

Testing online systems that are suitable for a devolved model of supporting staff and students and also offer image related teaching activities is a primary component of the project.

The MDID (Madison Digital Image Database, <http://mdid.org/>) software was chosen for the online pilot element of the project because it is a fairly mature system that is already used by educational institutions within the United States that have broadly the same requirements as the project's users.

Among an assortment of features, MDID allows administrative management, devolved groups, student vs. staff views and teaching functionality. There is also an active support and development community.

The toolset includes:

- Incorporation of remote collections.
- Uploading of personal images.
- Support for multiple collections.
- Search and browse functions.
- Cross-collection searching.
- Personal/private collections by users in "My Images".
  
- Custom catalogue data structures.
- ImageViewer classroom application.
- Slideshow light table.
- User image notes and annotations.
- Web-based slideshow viewer.
- Organisation of images into albums/lightbox.
- Printable flashcards and supporting Adobe Acrobat PDF files.

# MDID TOOLS

MDID includes a variety of useful tools for teaching with images, e.g. a 'Lightbox' to arrange sets of images for slideshows with notes etc.



# MDID PRESENTATION

The online slideshow presentations include features for zooming, image comparisons and the creation of Adobe Acrobat PDF notes for students. The presentation can also be downloaded to a local computer for display offline (currently through downloadable accompanying viewer software).

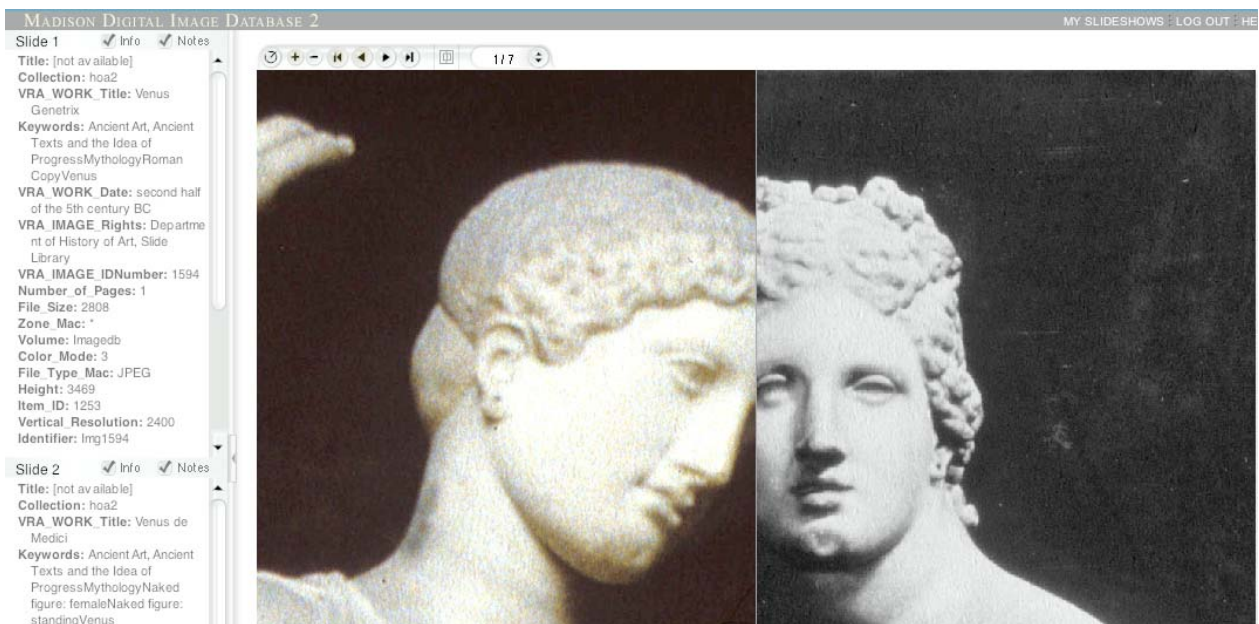




Image sets can be personalised and saved for research and teaching.

Current slideshow: none : Add selected images to slideshow : No images selected

## My Slideshows

Folder: [Main]

Create New Slideshow : Manage Folders Show All : Jump to Folder [Main]

| <input type="checkbox"/> | Title   | Archived | Created   | Modified  |                                  |                             |                            |                            |
|--------------------------|---------|----------|-----------|-----------|----------------------------------|-----------------------------|----------------------------|----------------------------|
| <input type="checkbox"/> | Statues |          | 5/19/2006 | 5/23/2006 | <a href="#">Slideshow Viewer</a> | <a href="#">Light Table</a> | <a href="#">Add Images</a> | <a href="#">Properties</a> |

Users can browse multiple collections within the local server or even access external collections (where permissions have been granted).

Current slideshow: Statues : Add selected images to slideshow : No images selected

## Browse Collections

Collection: hoa2

Field: VRA\_WORK\_Title

A : B : C : D : E : F : G : H : I : J : K : L : M : N : O : P : Q : R : S : T

[Hadrian's Villa, Tivoli, view of the central room of larger thermae](#)

[Hall of the Muses \(Sala delle Muse\)](#)

Users can search across metadata in multiple collections.

Current slideshow: Statues : Add selected images to slideshow : No images selected

## Search Collections

Collections to search:

- Favorites
- My Images
- Personal Images
- Shared Images
- hoa test
- hoa2

Search for keyword: statue

VRA\_WORK\_Title:

MDID includes fine grained access rights for different types of user.

Current slideshow: Statues : Add selected images to slideshow : No images selected

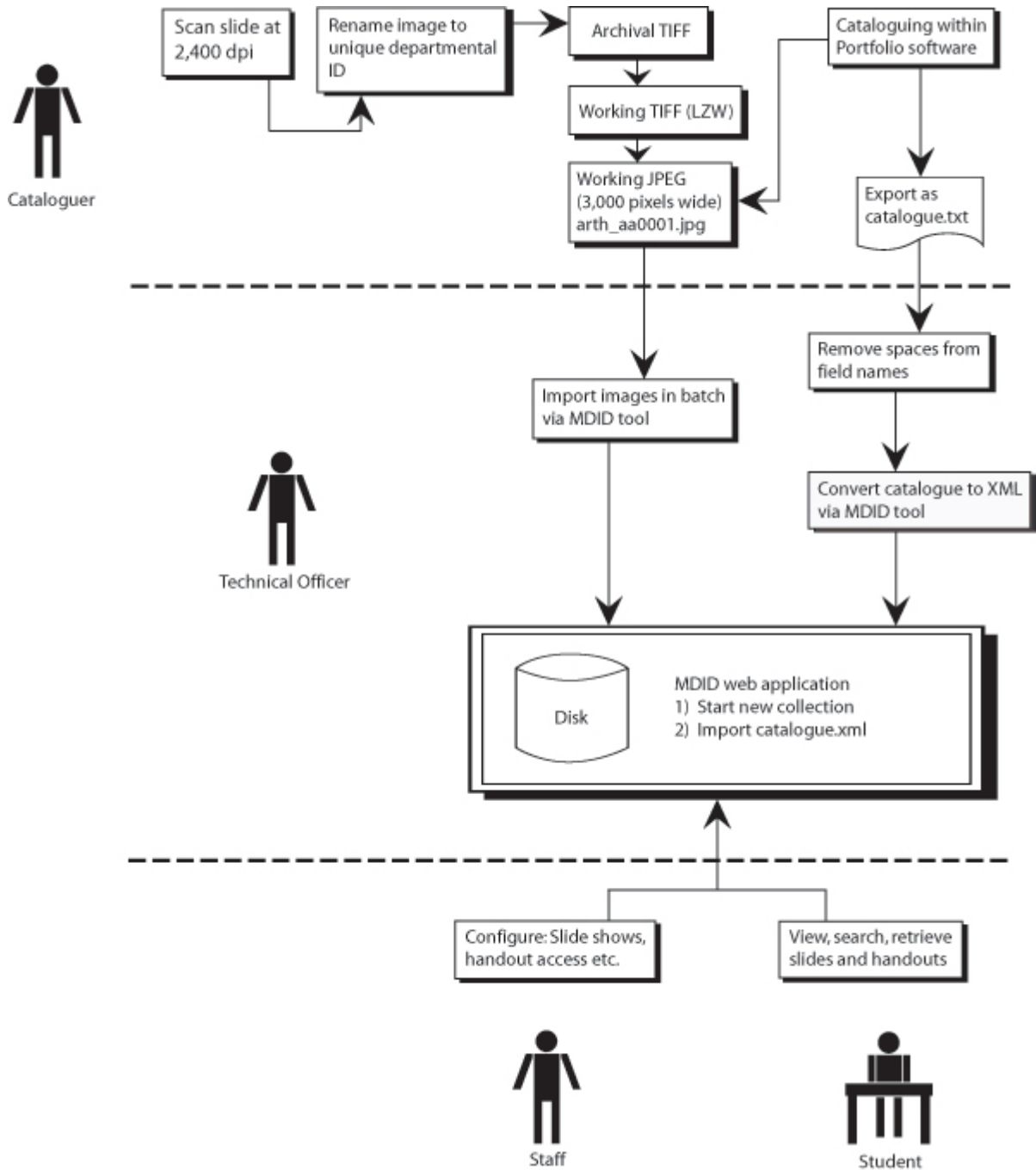
## Manage Users

► User Accounts ◀ User Groups

A : M : O : Add new

| Login | Name         | Email           | Admin |                      |                        |                                |
|-------|--------------|-----------------|-------|----------------------|------------------------|--------------------------------|
| admin | Admin, Admin | admin@localhost | Yes   | <a href="#">Edit</a> | <a href="#">Delete</a> | <a href="#">Reset Password</a> |

# DELIVERY STAGE WORKFLOW



## APPENDIX: IMAGE STORAGE REQUIREMENTS

It is important to realise the storage requirements of the multiple online collections to plan in advance the hardware necessary to support the long-term preservation and archival of the digital images. The manipulation and delivery of images requires more working storage than just the base file size of the images.

|                              | PER IMAGE    | 2,000 IMAGES  | DOUBLED       |
|------------------------------|--------------|---------------|---------------|
| <b>5000 px Archival TIFF</b> | <b>50 MB</b> | <b>100 GB</b> | <b>200 GB</b> |
| 3000 px Working TIFF (LZW)   | 10 MB        | 20 GB         | 40 GB         |
| 3000 px Working JPG          | 1.6 MB       | 3.2 GB        | 6.4 GB        |
| 1000 px Presentation JPG     | 0.5 MB       | 1 GB          | 2 GB          |
| 200 px Thumbnail JPG         | 30 kB        | 60 MB         | 120 MB        |
|                              |              | Total         | 250 GB        |

For more information on preservation, see the here: <http://www.tasi.ac.uk/advice/delivering/digpres.html>

## APPENDIX: CONTACT DETAILS

- OxCLIC MDID pilot: <http://oxclic.oucs.ox.ac.uk>
- OxCLIC documentation: <http://ltg.oucs.ox.ac.uk/wiki/oxclic>
- CLIC Project: <http://clic.oucs.ox.ac.uk>
- TASI: <http://www.tasi.ac.uk>
- OUCS: <http://www.oucs.ox.ac.uk>

All questions, comments etc. should be directed to Peter Robinson ([peter.robinson@oucs.ox.ac.uk](mailto:peter.robinson@oucs.ox.ac.uk)) and/or Jonathan Miller ([jonathan.miller@oucs.ox.ac.uk](mailto:jonathan.miller@oucs.ox.ac.uk)) at Oxford University Computing Services (OUCS).

Oxford University Computing Services  
13 Banbury Road  
Oxford  
OX2 6NN  
England  
Telephone: 01865 273200  
FAX: 01865 273275